

# LITTLE DIPPER

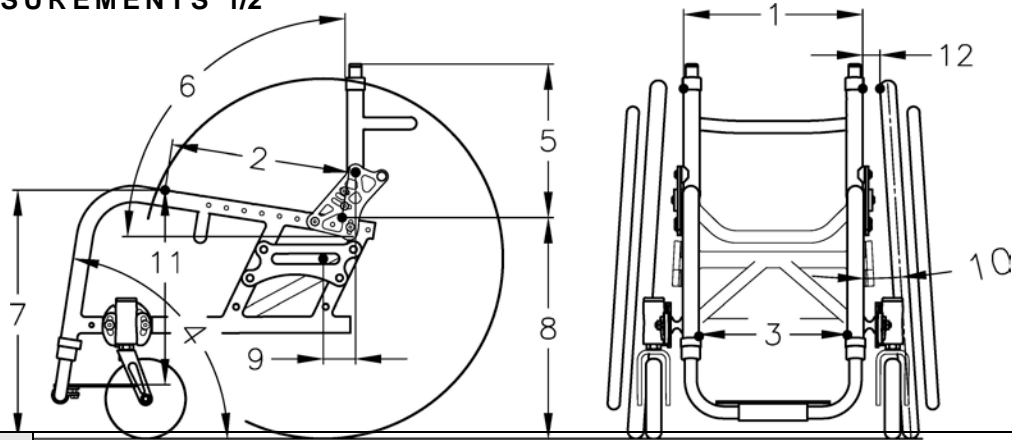
DEALER		COLOURS INFORMATION For Office Use Only	
Dealer:		Order Date:	S/N:
Account:	P.O.#:		
Ordered By:			
Customer Name:			
Customer Weight:			

CHAIR INFORMATION	PRICE
<b>LITTLE DIPPER K0005</b>	Base Wheel Chair Price <b>K0009</b> \$ 2,800
<b>Adjustable FSH-RSH</b>	Total Section <b>A</b> \$
<b>Max. Capacity 250Lbs</b>	Total Section <b>B</b> \$
NOTE	Total Section <b>C(Custom Parts Color)</b> \$
<b>Main Frame : ZK55 &amp; ZK60 High Grade A7000 Series Aluminum</b>	Total Section <b>D</b> \$
<b>Main Frame : Lifetime Warranty(5 YEARS)</b>	Total Section <b>E</b> \$
*See warranty policy	Total Section <b>F</b> \$
	Total Section <b>G</b> \$
	Total Section <b>H</b> \$
	<b>ORDER GRAND TOTAL</b> \$

## A FRAME COLORS & PARTS COLORS

FRAME COLORS							
<b>Powder-Co</b>	<input type="checkbox"/> Gloss Black	<input type="checkbox"/> Twilight Flake	<input type="checkbox"/> Yellow	<input type="checkbox"/> Magenta	<input type="checkbox"/> Fire Engine Red	<input type="checkbox"/> White	
	<input type="checkbox"/> Neon Yellow	<input type="checkbox"/> Candy Blue	<input type="checkbox"/> Candy Purple	<input type="checkbox"/> Candy Green	<input type="checkbox"/> Candy Red	<input type="checkbox"/> Candy Raspberry	<input type="checkbox"/> Cobalt Blue
<input type="checkbox"/> Brass Metallic	<input type="checkbox"/> Matte Gray	<input type="checkbox"/> Matte Purple	<input type="checkbox"/> Matte Blue	<input type="checkbox"/> Matte Green	<input type="checkbox"/> Matte Black	<input type="checkbox"/> Matte Red	
	<input type="checkbox"/> Blue Lilac	<input type="checkbox"/> Neon Green	<input type="checkbox"/> Orange Sparkle	<input type="checkbox"/> Mellon Yellow	<input type="checkbox"/> Gun Smoke Silver	<input type="checkbox"/> Shocker Yellow	
<input type="checkbox"/> Tiffany Blue	<input type="checkbox"/> Sparkle Burgundy	<input type="checkbox"/> Granny Sparkle Green	<input type="checkbox"/> Sparkle Sky Blue	<input type="checkbox"/> Reed Green			\$ STD
<b>Special</b>	<input type="checkbox"/> Polished .....						\$ 920
	<input type="checkbox"/> 24 karat Gold .....						\$ CFP
PARTS COLORS (Custom Parts Color Section, Please see Section C)							
<b>STD Color</b>	Black Color (*Suspension Springs-Silver Color Only)-						\$ STD
<b>Custom Color Main Bolt on Parts One Color Package</b>						<input type="checkbox"/> Powder-Coated ( )..	\$ 690
Including: Backrest, Foot Plate, Footrest Rings, Backrest Brackets , Saddle Stops, Forks & Knurl Nuts, Caps, Front Suspension Springs, Caster Housings Axle Plate & Axle Base .....	★marked parts					<input type="checkbox"/> Polished .....	\$ 863
						<input type="checkbox"/> 24 karat Gold .....	\$ CFP

**B** FRAME MEASUREMENTS 1/2

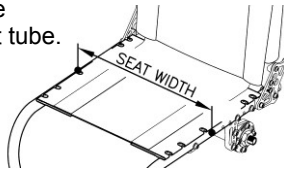


<b>1. SEAT WIDTH</b>	<input type="checkbox"/> 10" <input type="checkbox"/> 11" <input type="checkbox"/> 12" <input type="checkbox"/> 13" <input type="checkbox"/> 14" <input type="checkbox"/> 15" .....	\$ STD								
<b>2. SEAT DEPTH</b> * Only Choose One Option	<b>Depth Adj. Frame Only</b> <input type="checkbox"/> <b>Short Frame (11" Depth)</b> Set at <input type="checkbox"/> 8" <input type="checkbox"/> 9" <input type="checkbox"/> 10" <input type="checkbox"/> 11" ..... <input type="checkbox"/> <b>STD Frame (14" Depth)</b> Set at <input type="checkbox"/> 10" <input type="checkbox"/> 11" <input type="checkbox"/> 12" <input type="checkbox"/> 13" <input type="checkbox"/> 14" ....	\$ STD \$ STD								
<input type="checkbox"/> <b>Aluminum Seat Pan</b> ..... <b>E2231</b> \$ 324 <input type="checkbox"/> <b>Positioning Frame</b> Add (   " ) ..... \$ 200										
<b>3. FOOTREST WIDTH</b>	<input type="checkbox"/> <b>STD (Seat Width Minus 2", No Taper Frame)</b> ..... <input type="checkbox"/> <b>Custom (   " )</b> *Reverse Taper on Top Only *Measurement must be same or wider than your Seat Width.	\$ STD \$ 173								
<b>FOOT PLATE STYLE</b>	<input type="checkbox"/> <b>Standard single loop</b> with adjust. height & angle. STD Foot Plate ..... <b>K0040</b> \$ STD <input type="checkbox"/> <b>Single Flip-Back-single loop</b> (no riser avail) with adjust. height & angle. STD Foot Plate ..... <b>K0040</b> \$ 173  STD Foot Plate Size Chart <table border="1" data-bbox="667 1335 1239 1472"> <thead> <tr> <th>Your Footrest Width</th> <th>Foot Plate Size</th> </tr> </thead> <tbody> <tr> <td>8.0" - 10.5"</td> <td>W6.5"xD5"</td> </tr> <tr> <td>11.0" - 12.5"</td> <td>W8.5"xD6.5"</td> </tr> <tr> <td>13.0" - 17.0"</td> <td>W11"xD6.5"</td> </tr> </tbody> </table>	Your Footrest Width	Foot Plate Size	8.0" - 10.5"	W6.5"xD5"	11.0" - 12.5"	W8.5"xD6.5"	13.0" - 17.0"	W11"xD6.5"	\$ STD \$ 173
Your Footrest Width	Foot Plate Size									
8.0" - 10.5"	W6.5"xD5"									
11.0" - 12.5"	W8.5"xD6.5"									
13.0" - 17.0"	W11"xD6.5"									
<b>CUSTOM FOOT PLATE</b>	<input type="checkbox"/> <b>Custom Foot Plate</b> with adjust. height & angle ..... <b>K0040</b> \$ 115 *Available Solid Plate Only <input type="checkbox"/> <b>Drill 2Sets Extra Holes in Footplate</b> <input type="checkbox"/> <b>Custom Tubular Footrest</b> ..... \$ 331 *Not Available High Mount Footrest.  <input type="checkbox"/> <b>With ABS Foot Plate (\$75 up charge)</b>	\$ 115 \$ 331								
<b>4. FRAME ANGLE</b>	<input type="checkbox"/> 75° <input type="checkbox"/> 80° <input type="checkbox"/> 85° <input type="checkbox"/> 90°   to the ground ..... <input type="checkbox"/> <b>Custom (   °)</b> to the ground .....	\$ STD \$ NCO								



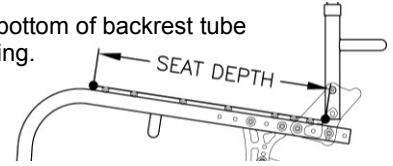
## 1. SEAT WIDTH

Measure from outside of seat tube to the outside of the opposite seat tube.



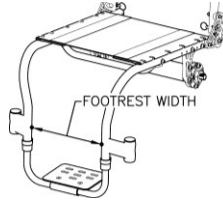
## 2. SEAT DEPTH

Measure from at the front bottom of backrest tube to the front edge of seat sling.



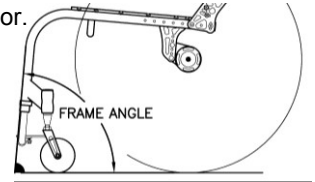
## 3. FOOTREST WIDTH

Measure from inside of front frame tube to inside of opposite front frame tube.



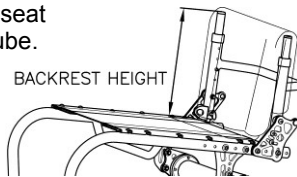
## 4. FRAME ANGLE

Measure angle frame front to floor.



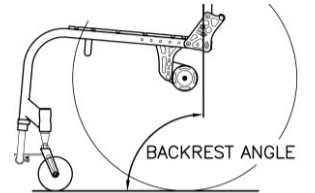
## 5. BACKREST HEIGHT

Measure from top of back post to seat sling at front bottom of backrest tube.



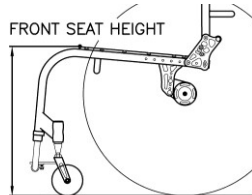
## 6. BACKREST ANGLE

Measure angle from front of back post to floor.



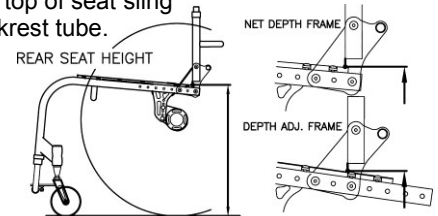
## 7. FRONT SEAT HEIGHT

Measure from floor to top of seat sling at front edge.



## 8. REAR SEAT HEIGHT

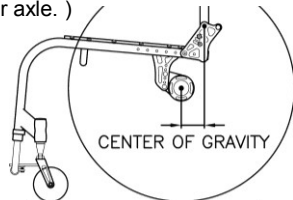
Measure from floor to top of seat sling at front bottom of backrest tube.



## 9. CENTER OF GRAVITY

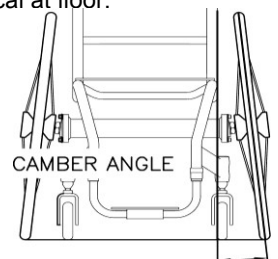
Measure from center of back tube at the folding pivot to the center of the rear axle.

( If welding backrest is selected, Measure from center of back tube at the seat tube to the center of the rear axle. )



## 10. CAMBER ANGLE

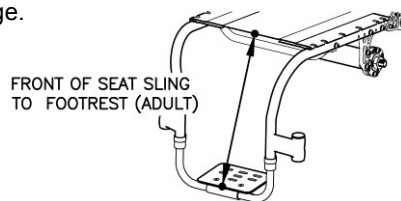
Measure angle from wheel to vertical at floor.



## 11. FRONT OF SEAT SLING TO FOOTREST

### ADULT CHAIR

Measure from top of seat sling at front edge to top of foot plate at front edge.



### PEDIATRIC CHAIR

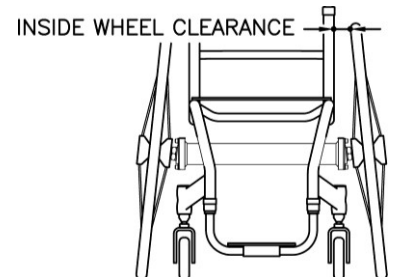
Measure vertical from top of seat sling at front edge to top of foot plate.



## 12. INSIDE WHEEL CLEARANCE

Measure from outside of seat back tube to inside of rear tire.

( If side guards are selected, measure from outside of side guards to inside of rear tire.)



**C SPECIAL PARTS COLORS ( Please allow an additional 1-2 weeks delivery)**

PARTS COLORS						
<b>Powder-Coated</b>	Gloss Black	Twilight Flake	Yellow	Magenta	Fire Engine Red	White
Neon Yellow	Candy Blue	Candy Purple	Candy Green	Candy Red	Candy Raspberry	Cobalt Blue
Brass Metallic	Matte Gray	Matte Purple	Matte Blue	Matte Green	Matte Black	Matte Red
Sparkle Burgundy	Blue Lilac	Neon Green	Orange Sparkle	Mellon Yellow	Gun Smoke Silver	Shocker Yellow
Tiffany Blue		Granny Sparkle Green	Sparkle Sky Blue	Reed Green		
<b>Special Colors</b>	Polished Aluminum 24 karat Gold Plated					

**Please Choose the Color for each Part**

\*Parts not selected will be black color. (Suspension Spring: Silver Color)  
\*Minimum 3 parts selected per order.

\*PC=Powder-Coated

**Saddle Stops**

PC ( ) \$55

Polished..... \$132

Gold Plated..... \$CFP

**Backrest**

PC ( ) \$173

Polished..... \$259

Gold Plated..... CFP

**Backrest Brackets**

PC ( ) \$125

Polished..... \$132

Gold Plated..... \$CFP

**Axle Plates**

PC ( ) \$90

Polished..... \$110

Gold Plated..... \$CFP

**Caps**

PC ( ) \$50

Polished..... N/A

Gold Plated..... N/A

**Caster Housing**

PC ( ) 208

Polished..... \$322

Gold Plated..... N/A

**Front Springs**

PC ( ) \$50

Polished..... N/A

Gold Plated..... N/A

**Forks & Knurl Nuts**

PC ( ) \$90

Polished..... \$104

Gold Plated..... \$CFP

**Footrest Rings**

PC ( ) \$50

Polished..... \$60

Gold Plated..... \$CFP

**Foot Plate Clamps**

PC ( ) \$70

Polished..... \$98

Gold Plated..... \$CFP

**Footrest Tubes**

PC..... N/A

Polished..... \$100

Gold Plated..... \$CFP

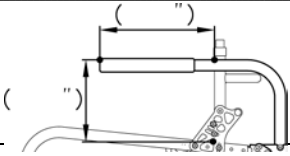
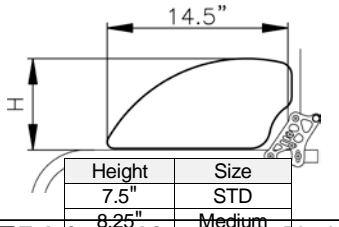
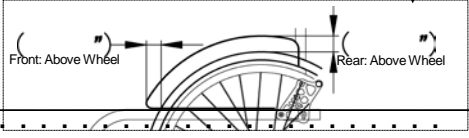
**Foot Plate**

PC ( ) \$70

Polished..... \$104

Gold Plated..... \$CFP

**D COMPONENTS**

<b>WHEEL LOCKS</b>		
<input type="checkbox"/> New Solutions Push to Lock	<input type="checkbox"/> w/ 2" Extension Handle (\$92up charge)	\$ STD
<input type="checkbox"/> Gallop Push to Lock / Anodized		\$ STD
<input type="checkbox"/> PRIMO Push To Lock		\$ 115
<input type="checkbox"/> Question Mark Style Scissor		\$ 80
<input type="checkbox"/> NEW Compact Scissor Lock / Anodized Black Only		\$ 146
<input type="checkbox"/> Gallop Scissor Lock / Anodized		\$ 146
<b>PUSH HANDLES</b> *If you are ordering push handles, You must select the backrest locking mechanism.		
<input type="checkbox"/> Integrated w/Fixed Backrest Height / Anodized Black Only		\$ STD
<input type="checkbox"/> Bolt-on / Anodized Black Only	Specify Height from floor -( )	\$ 188
<input type="checkbox"/> Bolt-on w/Quick Release / Anodized Black Only	Specify Height from floor -( )	\$ 252
<input type="checkbox"/> NEW Height Adj. / Anodized Black Only	Specify Maximum height from floor -( )	\$ 390
<b>NEW ARM RESTS</b> Anodized Black Only		
<input type="checkbox"/> Fixed Tubular Armrest	Adj. Angle and Height Height from seat sling Set at : <input type="checkbox"/> 8" <input type="checkbox"/> 9" <input type="checkbox"/> 10" <input type="checkbox"/> 11" <input type="checkbox"/> 12" E0973	\$ 330
<input type="checkbox"/> Swing Away Tubular Armrest	Adj. Angle and Height Height from seat sling Set at : <input type="checkbox"/> 8" <input type="checkbox"/> 9" <input type="checkbox"/> 10" <input type="checkbox"/> 11" <input type="checkbox"/> 12" E0973	\$ 330
<input type="checkbox"/> Flip-Up Armrest	<input type="checkbox"/> w/Fixed Tubular Armrest Height from seat sling Set at : <input type="checkbox"/> 8" <input type="checkbox"/> 9" <input type="checkbox"/> 10" <input type="checkbox"/> 11" <input type="checkbox"/> 12" E0973	\$ 330
	Adj. Angle <input type="checkbox"/> w/ Swing Away Tubular Armrest Height from seat sling Set at : <input type="checkbox"/> 8" <input type="checkbox"/> 9" <input type="checkbox"/> 10" <input type="checkbox"/> 11" <input type="checkbox"/> 12" E0973	\$ 330
<input type="checkbox"/> Custom Length & Height (\$173 up charge) *Specify Height & Length →		
		
<b>ANTI-TIPPERS</b>		
<input type="checkbox"/> Press Release Removable Anti-tipper(pair)		E0971 \$ 330
<b>SIDE GUARDS</b>		
<input type="checkbox"/> Rigid Side Guards - Black ABS	<input type="checkbox"/> Non-Removable <input type="checkbox"/> Removable <input type="checkbox"/> Removable w/Hole (\$14 up charge)	\$ 187
Color: Black Only	Size: <input type="checkbox"/> STD <input type="checkbox"/> Medium <input type="checkbox"/> Cut to Wheel (\$100 up charge) Measurement	
<input type="checkbox"/> Rigid Side Guards - Aluminum	<input type="checkbox"/> Non-Removable <input type="checkbox"/> Removable	\$ 260
	Size: <input type="checkbox"/> Medium Only <input type="checkbox"/> Cut to Wheel (\$100 up charge) Measurement Color <input type="checkbox"/> Black (STD) <input type="checkbox"/> Pol. Aluminum (STD) <input type="checkbox"/> Powder Coated ( ) (\$140 up charge) <input type="checkbox"/> Gold Plate (+CFP)	
		
<input type="checkbox"/> Fabric Clothing Guards Black Nylon w/Velcro		\$ 108
<b>SEAT CUSHION</b> -*Please see section for other cushion choices.-		
<input type="checkbox"/> Foam Cushion w/Nylon Black Cover	Thickness <input type="checkbox"/> 1" <input type="checkbox"/> 2" <input type="checkbox"/> 3" <input type="checkbox"/> 4"	\$ CFP
<input type="checkbox"/> Custom Cushion Cover (Std. Foam Cushion Only)	Select Fabric ( ) (\$104 up charge)	
<b>ACCESSORIES</b>		
<input type="checkbox"/> Frame Protectors / Black Leather/Zipper Type		\$ 108
<input type="checkbox"/> Gel Ovation Protector Wraps Gel Silicone	<input type="checkbox"/> Short (1/2") <input type="checkbox"/> Long (3")	\$ 132
<input type="checkbox"/> E0978 Padded Seat Belt w/Auto Buckle Black Belt Only		E0978 \$ 113
<input type="checkbox"/> Tie Down Brackets 4pcs.	<input type="checkbox"/> Bolted <input type="checkbox"/> Welded	\$ 278
<input type="checkbox"/> Calf Strap <input type="checkbox"/> Black <input type="checkbox"/> Matching Fabric (\$65 up charge) -Select Fabric( )		\$ 35
<input type="checkbox"/> Bodypoint Padded Calf Strap <input type="checkbox"/> (14"-16" footrest width) <input type="checkbox"/> (16"-20" footrest width) <input type="checkbox"/> (20"-24" footrest)	\$89 \$95 \$102	
<input type="checkbox"/> Hanging Zipper Pouch <input type="checkbox"/> Black <input type="checkbox"/> Matching Fabric (\$75) or <input type="checkbox"/> Leather (\$80) Custom Size Width: Length:		\$ 86
<input type="checkbox"/> Matching Fabric on Padded Side Guards -Select Fabric ( )		\$ 278
<b>UPHOLSTERY CHOICE &amp; COLOR</b> *Positioning Back Available. Please see Section E		
<input type="checkbox"/> Standard Adjustable Height Backrest (Black)		\$ STD
<input type="checkbox"/> Adjustable Tension Backrest Black Only (*Not available with 8" Backrest Height)		\$ 173
Options <input type="checkbox"/> Fun Fabric: For Std. or Adj. Style (Choose From Choices on Page 7 and write below) (\$ 92 up charge)		
<input type="checkbox"/> Backrest Leather Trim (outside panels)		\$ CFP

FABRIC CHOICE SHEET  
OR  
(PROVIDE 3 YARDS OF CHOICE OF FABRIC)

1. SNOOPY



2. TINKER BELL



3. Bouncy Sports



4. POKEMON



5. CARS



6. BATMAN



7. PATTERN AIRPLANES



8. Plaid- Clifford



9. Princess



10. BALLARINA



11. SPORTY



12. Winnie The Pooh



13. Work Trucks Fabric



14. HELLO KITTY



15. Scooby Doo



16. Strawberry Shortcake



17. Traffic Cars



18. SuperBikes





**E TIRES, CASTERS, & FORKS**

TIRES					
<input type="checkbox"/> <b>Low Pressure Tire</b> Only		<input type="checkbox"/> 20"x1-3/8" or <input type="checkbox"/> 22"x1-3/8" Gray	..... <b>E2211/E2212</b>		\$ STD
<input type="checkbox"/> <b>Primo High Pressure Tire</b>		<input type="checkbox"/> 20 x 1(451)	..... <b>E2211/E2212</b>		\$ NCO
<input type="checkbox"/> 22"x1"(501)		Gray Tire with black wall Only			
<input type="checkbox"/> <b>Solid Tire</b>		<input type="checkbox"/> 20"x1" (451) <input type="checkbox"/> Dark Gray <input type="checkbox"/> 22 x 1 <input type="checkbox"/> Black Only( \$30 )	..... <b>E2218</b>		\$ 178
<input type="checkbox"/> <b>E2213 Flat-Free Inserts</b>		For 20"x1-3/8" or 22"x1-3/8" Tires Only		..... <b>E2211/E2213</b>	\$ 155
<input type="checkbox"/> <b>Schwalbe Marathon Plus High Pressure Tire</b>		<input type="checkbox"/> 22 x 1	..... <b>E2211/E2212</b>		\$ 170
CASTERS					
SIZE	TIRE WIDTH	HUB COLOR	TIRE COLOR	DESCRIPTION	
<input type="checkbox"/> 3"	1"	Black Hub	Black Tire Only	Polyurethane	\$ STD
<input type="checkbox"/> 3"	1"	Plastic Black Hub	Clear Tire Only	Lighted, Polyurethane	\$ 86
<input type="checkbox"/> 3"	1"	Red Hub	Red Tire Only	Polyurethane	\$ STD
<input type="checkbox"/> 3"	1"	Black Hub	Clear Tire Only	Polyurethane	\$ STD
<input type="checkbox"/> 3"	1"	Aluminum Silver Hub	Black Tire Only	Made By Frog Legs	\$ 209
<input type="checkbox"/> 3"	1"	Aluminum Black Hub	Black Tire Only	Made By Frog Legs	\$ 209
<input type="checkbox"/> 3"	1.5"	Aluminum Silver Hub	Black Tire Only	Soft Roll Made By Frog Legs	\$ 209
<input type="checkbox"/> 3"	1.5"	Aluminum Black Hub	Black Tire Only	Soft Roll Made By Frog Legs	\$ 209
<input type="checkbox"/> 4"	1 1/8"	Plastic Black Hub	Black Tire Only	Polyurethane <b>E2222</b>	\$ STD
<input type="checkbox"/> 4"	1"	Plastic Black Hub	Clear Only	Lighted, Polyurethane	\$ 86
<input type="checkbox"/> 4"	1"	Aluminum Silver Hub	Black Tire Only	Made By Frog Legs	\$ 209
<input type="checkbox"/> 4"	1"	Aluminum Black Hub	Black Tire Only	Made By Frog Legs	\$ 209
<input type="checkbox"/> 4"	1.5"	Aluminum Silver Hub	Tire <input type="checkbox"/> Black <input type="checkbox"/> Blue <input type="checkbox"/> Red	Soft Roll Made By Frog Legs	\$ 209
<input type="checkbox"/> 4"	1.5"	Aluminum Black Hub	Black Tire Only	Soft Roll Made By Frog Legs	\$ 209
<input type="checkbox"/> 5"	1"	Composite Black Hub	Black Tire Only		\$ STD
<input type="checkbox"/> 5"	1"	Plastic Black Hub	Clear Tire Only	Lighted, Polyurethane	\$ 86
<input type="checkbox"/> 5"	1"	Aluminum Silver Hub	Black Tire Only	Made By Frog Legs	\$ 209
<input type="checkbox"/> 5"	1"	Aluminum Black Hub	Black Tire Only	Made By Frog Legs	\$ 209
<input type="checkbox"/> 5"	1.5"	Aluminum Silver Hub	Tire <input type="checkbox"/> Black <input type="checkbox"/> Blue <input type="checkbox"/> Red	Soft Roll Made By Frog Legs	\$ 209
<input type="checkbox"/> 5"	1.5"	Aluminum Black Hub	Black Tire Only	Soft Roll Made By Frog Legs	\$ 209
<input type="checkbox"/> "	<input type="checkbox"/> 1"OR <input type="checkbox"/> 1.5"	Hub Color:	Tread Color:	Soft Roll Made By Frog Legs	\$ CFP
FORKS					
<input type="checkbox"/> <b>STD Aluminum Forks</b>		<input type="checkbox"/> <b>Frog Leg Shields(4 pcs) Only for FrogLeg Forks</b>			\$ 30
Black Only		.....			
Extra Options for Aluminum Forks		<input type="checkbox"/> With Suspension		..... <b>E1015</b>	\$ 72
		<input type="checkbox"/> With Quick Release Axles		..... <b>K0073</b>	\$ 141
<input type="checkbox"/> <b>Frog Leg Suspension Forks Std 1" Wide</b> (For 3", 4" x 1" width Caster and 5" lighted)		( Not available with Quick Release Axles			
User's	Color <input type="checkbox"/> Anodized Black <input type="checkbox"/> Anodized Silver	..... Or STD 4" x 1 1/8" Casters)		<b>E1015</b>	\$ 607
<input type="checkbox"/> <b>Frog Leg Suspension Forks 1.5" Wide</b> (For 3", 4" x 1.5" width Caster and 5" Caster)		( Not available with Quick Release Axles)			
User's	Color <input type="checkbox"/> Anodized Black <input type="checkbox"/> Anodized Silver	.....		<b>E1015</b>	\$ 607

Valid from 2023 Prices & Specifications Are Subject To Change Without Notice.



**F WHEELS**

<b>WHEELS</b>																		
<b>Wire Wheels</b>	<input type="checkbox"/> 20" (451) <input type="checkbox"/> 22" (501) . . . . .		\$ NCO															
<b>Spinergy Spox</b> <b>18 Spokes</b> 	<input type="checkbox"/> 20" (451) <input type="checkbox"/> 22" (501) Spoke Color <input type="checkbox"/> Black <input type="checkbox"/> Red <input type="checkbox"/> Yellow <input type="checkbox"/> Blue <input type="checkbox"/> White . . . . . <small>With Silver Hub   With Black Hub   With Black Hub   With Black Hub   With Black Hub</small>		\$ 998															
	<input type="checkbox"/> Custom Color Spoke Pattern <table border="1" style="display: inline-table; margin-left: 10px;"> <thead> <tr> <th colspan="2"></th> <th>Left Wheel</th> <th>Right Wheel</th> </tr> </thead> <tbody> <tr> <td rowspan="2">Spokes Color</td> <td>Inside</td> <td></td> <td></td> </tr> <tr> <td>Outside</td> <td></td> <td></td> </tr> <tr> <td colspan="2">Hub Color</td> <td><input type="checkbox"/> Black/<input type="checkbox"/> Silver</td> <td><input type="checkbox"/> Black/<input type="checkbox"/> Silver</td> </tr> </tbody> </table>			Left Wheel	Right Wheel	Spokes Color	Inside			Outside			Hub Color		<input type="checkbox"/> Black/ <input type="checkbox"/> Silver	<input type="checkbox"/> Black/ <input type="checkbox"/> Silver		\$ 1,108
			Left Wheel	Right Wheel														
Spokes Color	Inside																	
	Outside																	
Hub Color		<input type="checkbox"/> Black/ <input type="checkbox"/> Silver	<input type="checkbox"/> Black/ <input type="checkbox"/> Silver															
<b>Spinergy LX</b> <b>12 Spokes</b> 	<input type="checkbox"/> 22" (501) Spoke Color <input type="checkbox"/> Black <input type="checkbox"/> Red <input type="checkbox"/> Yellow <input type="checkbox"/> Blue . . . . . <small>With Silver Hub   With Black Hub   With Black Hub   With Black Hub</small> <input type="checkbox"/> White <input type="checkbox"/> Neon Green <input type="checkbox"/> Pink <input type="checkbox"/> Orange <small>With Black Hub   With Black Hub   With Black Hub   With Black Hub</small> <input type="checkbox"/> Purple With Black Hub		\$ 1,252															
	<input type="checkbox"/> Custom Color Spoke Pattern <table border="1" style="display: inline-table; margin-left: 10px;"> <thead> <tr> <th colspan="2"></th> <th>Left Wheel</th> <th>Right Wheel</th> </tr> </thead> <tbody> <tr> <td rowspan="2">Spokes Color</td> <td>Inside</td> <td></td> <td></td> </tr> <tr> <td>Outside</td> <td></td> <td></td> </tr> <tr> <td colspan="2">Hub Color</td> <td><input type="checkbox"/> Black/<input type="checkbox"/> Silver</td> <td><input type="checkbox"/> Black/<input type="checkbox"/> Silver</td> </tr> </tbody> </table>			Left Wheel	Right Wheel	Spokes Color	Inside			Outside			Hub Color		<input type="checkbox"/> Black/ <input type="checkbox"/> Silver	<input type="checkbox"/> Black/ <input type="checkbox"/> Silver		\$ 1,362
			Left Wheel	Right Wheel														
Spokes Color	Inside																	
	Outside																	
Hub Color		<input type="checkbox"/> Black/ <input type="checkbox"/> Silver	<input type="checkbox"/> Black/ <input type="checkbox"/> Silver															
<b>HANDRIMS</b>																		
<b>Type</b>	<input type="checkbox"/> <b>Standard</b> For 20"& 22" Wheel Anodized Silver . . . . .		\$ STD															
	<input type="checkbox"/> <b>Vinyl Coated</b> For 20"& 22" Wheel . . . . .		\$ 200															
	<input type="checkbox"/> <b>Natural Fit For 22" Wheel Only</b>																	
	<input type="checkbox"/> Standard Grip (Not available with short tabs.) . . . . .		\$ 570															
	<input type="checkbox"/> Super Grip (Not available with short tabs.) . . . . .		\$ 645															
	<input type="checkbox"/> Without Thumb Grip . . . . .		\$ 338															
	<input type="checkbox"/> <b>Natural Fit (LT) For 22" Wheel Only</b>																	
	<input type="checkbox"/> Standard Grip (Not available with short tabs.) . . . . .		\$ 629															
	<input type="checkbox"/> Super Grip (Not available with short tabs.) . . . . .		\$ 706															
	<input type="checkbox"/> Without Thumb Grip . . . . .		\$ 400															
<input type="checkbox"/> <b>The Surge Handrims</b> . . . . .		\$ 553																
<input type="checkbox"/> <b>The Surge Handrims (LT)</b> . . . . .		\$ 603																
<input type="checkbox"/> <b>The Q-Grip Handrims</b> : anti-slip, latex-free, neoprene coating. 22" Only		\$ 543																
<input type="checkbox"/> <b>OMIT HANDRIMS</b>		\$ NCO																
<b>TAB LENGTH</b>	<input type="checkbox"/> Long Tabs( <b>STD</b> inside clearance 3/4" ) *		\$ STD															
	<input type="checkbox"/> Short Tabs(Inside clearance 1/2")* Not available with Natural Fit Handrim with thumb grip . . . . .		\$ STD															
	<input type="checkbox"/> Short Tab (Set closest to wheel cut off excess) . . . . .		\$ 35															

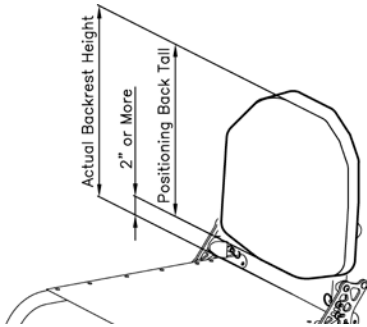
**G CHAIR OPTIONS 1/3**

SEAT CUSHION			
<b>SUPRACOR® WHEELCHAIR CUSHIONS</b>			
<b>Stimulite® Contoured Cushion</b>	<input type="checkbox"/> W14"xD16" (CD1416) . . . . .	<b>E2603</b>	\$ 707
*Black Upholstery only	<input type="checkbox"/> W16"xD16" (CD1616) . . . . .	<b>E2603</b>	\$ 707
*Comes with Zipper Pouch	<input type="checkbox"/> Extra Sensitive ( <b>\$35 up charge</b> )		
<input type="checkbox"/> Extra Cover ( <b>\$120 up charge</b> )	<input type="checkbox"/> Sling Style Bottom ( <b>\$52up</b> )		
	<input type="checkbox"/> Custom Size ( <b>\$ CFP</b> )		
	W(     " ) x D(     " )		
<b>Stimulite® Slimline Cushion</b>	<input type="checkbox"/> W14"xD16" (SM1416) . . . . .	<b>E2603</b>	\$ 446
*Black Upholstery only	<input type="checkbox"/> W16"xD16" (SM1616) . . . . .	<b>E2603</b>	\$ 446
<input type="checkbox"/> Extra Cover ( <b>\$86 up charge</b> )	<input type="checkbox"/> Extra Sensitive ( <b>\$35 up charge</b> )		
<input type="checkbox"/> Custom Size ( <b>\$- CFP</b> )	<input type="checkbox"/> Sling Style Bottom ( <b>\$52 up charge</b> )		
<b>Stimulite® Corbee Pediatric Cushion</b>	<input type="checkbox"/> W10"xD10" (PD1010) . . . . .	<b>E2603</b>	\$ 342
*Black Upholstery only	<input type="checkbox"/> W12"xD12" (PD1212) . . . . .	<b>E2603</b>	\$ 342
<input type="checkbox"/> Extra Cover ( <b>\$86 up charge</b> )	<input type="checkbox"/> W14"xD14" (PD1414) . . . . .	<b>E2603</b>	\$ 342
	<input type="checkbox"/> Extra Sensitive ( <b>\$35 up charge</b> )		
	<input type="checkbox"/> Sling Style Bottom ( <b>\$52 up charge</b> )		
	<input type="checkbox"/> Custom Size W(     " ) x D(     " ) ( <b>\$CFP</b> )		
<b>ROHO WHEELCHAIR CUSHIONS</b>			
<input type="checkbox"/> <b>4" HIGH PROFILE® QUADTRO SELECT® CUSHION</b>	*Black Upholstery . . . . .	<input type="checkbox"/> Extra Cover ( <b>+\$100</b> ) . . . . .	<b>E2622-2623</b> \$ 669
Choose Size	<input type="checkbox"/> W12"xD12" <input type="checkbox"/> W12"xD13" <input type="checkbox"/> W13"xD13" <input type="checkbox"/> W13"xD15" <input type="checkbox"/> W13"xD16" <input type="checkbox"/> W15"xD13" <input type="checkbox"/> W15"xD15"		
	<input type="checkbox"/> W15"xD16" <input type="checkbox"/> W15"xD18" <input type="checkbox"/> W16"xD15"		
	<input type="checkbox"/> Custom Size W(     " ) x D(     " ) ( <b>\$CFP</b> )		
<input type="checkbox"/> <b>3" MID PROFILE® QUADTRO SELECT® CUSHION</b>	*Black Upholstery only . . . . .	<input type="checkbox"/> Extra Cover ( <b>+\$100</b> ) . . . . .	<b>E2622-2623</b> \$ 669
Choose Size	<input type="checkbox"/> W12"xD12" <input type="checkbox"/> W12"xD13" <input type="checkbox"/> W13"xD13" <input type="checkbox"/> W13"xD15" <input type="checkbox"/> W13"xD16" <input type="checkbox"/> W15"xD13"		
	<input type="checkbox"/> W15"xD15" <input type="checkbox"/> W15"xD16" <input type="checkbox"/> W15"xD18" <input type="checkbox"/> W16"xD15" <input type="checkbox"/> W16"xD16"		
	<input type="checkbox"/> Custom Size W(     " ) x D(     " ) ( <b>\$CFP</b> )		
<input type="checkbox"/> <b>2" LOW PROFILE® QUADTRO SELECT® CUSHION</b>	*Black Upholstery only . . . . .	<input type="checkbox"/> Extra Cover ( <b>+\$100</b> ) . . . . .	<b>E2622-2623</b> \$ 669
Choose Size	<input type="checkbox"/> W12"xD12" <input type="checkbox"/> W12"xD13" <input type="checkbox"/> W13"xD13" <input type="checkbox"/> W13"xD15" <input type="checkbox"/> W13"xD16" <input type="checkbox"/> W15"xD13" <input type="checkbox"/> W15"xD15"		
	<input type="checkbox"/> W15"xD16" <input type="checkbox"/> W15"xD18" <input type="checkbox"/> W16"xD15" <input type="checkbox"/> W16"xD16"		
	<input type="checkbox"/> Custom Size W(     " ) x D(     " ) ( <b>\$CFP</b> )		
<b>THE CURVE CUSHION</b>	<input type="checkbox"/> W10"xD10" <input type="checkbox"/> W10"xD11" <input type="checkbox"/> W10"xD11" <input type="checkbox"/> W10"xD12" <input type="checkbox"/> W11"xD12" <input type="checkbox"/> W12"xD12"		\$ 146
*Black Upholstery only	<input type="checkbox"/> W12"xD13" <input type="checkbox"/> W12"xD14" <input type="checkbox"/> W13"xD11" <input type="checkbox"/> W13"xD12" <input type="checkbox"/> W13"xD13" <input type="checkbox"/> W13"xD14"		
<input type="checkbox"/> Extra Cover ( <b>+\$46</b> )	<input type="checkbox"/> W14"xD14" <input type="checkbox"/> W14"xD15" <input type="checkbox"/> W14"xD16" <input type="checkbox"/> W15"xD14" <input type="checkbox"/> W15"xD15" <input type="checkbox"/> W15"xD16"		
	<input type="checkbox"/> W16"xD14" <input type="checkbox"/> W16"xD15" <input type="checkbox"/> W16"xD16"		

**G CHAIR OPTIONS 2/3**

<b>SEAT CUSHION</b>			
<b>Exgel Kaji Cushion</b>			
<b>For Comfortable Sitting To Prevent Pressure Sores</b>			
<input type="checkbox"/> <b>Owl Regular(1.6" Thick)</b> Incontinence Cover Only	<input type="checkbox"/> W14"xD16"	.....	<b>E2603</b> \$ 362
	<input type="checkbox"/> W15"xD16"	.....	<b>E2603</b> \$ 362
	<input type="checkbox"/> W16"xD16"	.....	<b>E2603</b> \$ 362
	<input type="checkbox"/> W18"xD16"	..... * No Custom Sizes	<b>E2603</b> \$ 408
<input type="checkbox"/> <b>Owl High(3.1" Thick)</b> Incontinence Cover Only	<input type="checkbox"/> W14"xD16"	.....	<b>E2603</b> \$ 437
	<input type="checkbox"/> W15"xD16"	.....	<b>E2603</b> \$ 437
	<input type="checkbox"/> W16"xD16"	.....	<b>E2603</b> \$ 437
	<input type="checkbox"/> W18"xD16"	.....	<b>E2603</b> \$ 495
	<input type="checkbox"/> W18"xD18"	..... * No Custom Sizes	<b>E2603</b> \$ 495
<input type="checkbox"/> <b>Owl Contour(3.0" Thick)</b> Incontinence Cover Only	<input type="checkbox"/> W14"xD16"	.....	<b>E2603</b> \$ 454
	<input type="checkbox"/> W15"xD16"	.....	<b>E2603</b> \$ 454
	<input type="checkbox"/> W16"xD16"	.....	<b>E2603</b> \$ 454
	<input type="checkbox"/> W18"xD16"	.....	<b>E2603</b> \$ 495
		* No Custom Sizes	
<input type="checkbox"/> <b>Owl Deep Contour(4.3" Thick)</b> <input type="checkbox"/> W14"xD16" \$ 458    * No Custom Sizes- Incontinence Cover Only <input type="checkbox"/> W14"xD16" \$518 <input type="checkbox"/> W15"xD16" \$518 <input type="checkbox"/> W16"xD16" \$518 <input type="checkbox"/> W18"xD16" \$558			
<input type="checkbox"/> <b>Standard Regular(1.4" Thick)</b> Easy to Use Flat Style (superior pressure redistribution)    .. <b>For Pressure Relief</b> .. <b>E2622-2623</b> <input type="checkbox"/> W12" x D12" \$368 <input type="checkbox"/> W13" x D13" \$368 <input type="checkbox"/> W14" x D14" \$368 <input type="checkbox"/> W14" x D16" \$368 <input type="checkbox"/> W16" x D16" \$368 <input type="checkbox"/> W16" x D17" \$368 <input type="checkbox"/> W17" x D16" \$368 <input type="checkbox"/> W17" x D17" \$368 <input type="checkbox"/> W18" x D16" \$391 <input type="checkbox"/> W18" x D18" \$391 <input type="checkbox"/> W18" x D19" \$440 <input type="checkbox"/> W18" x D20" \$440 <input type="checkbox"/> W19" x D19" \$440			
		* No Custom Sizes- Incontinence Cover Only	
<input type="checkbox"/> <b>Standard High(2.6" Thick)</b> Incontinence Cover Only    .. <b>E2622</b> *Black Upholsterv only <input type="checkbox"/> W12" x D12" \$383 <input type="checkbox"/> W13" x D13" \$ 383 <input type="checkbox"/> W14" x D14" \$383 <input type="checkbox"/> W14" x D16" \$ 383 <input type="checkbox"/> W16" x D16" \$383 <input type="checkbox"/> W16" x D17" \$383 <input type="checkbox"/> W17" x D16" \$383 <input type="checkbox"/> W17" x D17" \$383 <input type="checkbox"/> W18" x D16" \$460 <input type="checkbox"/> W18" x D18" \$460 <input type="checkbox"/> W18" x D19" \$512 <input type="checkbox"/> W18" x D20" \$512 <input type="checkbox"/> W19" x D19" \$512 <input type="checkbox"/> W18" x D19" \$512			
<input type="checkbox"/> <b>Standard Anti-Thrust(2.6" Thick)</b> * No Custom Sizes Incontinence Cover Only	<input type="checkbox"/> W16 x D16 \$460 <input type="checkbox"/> W18 x D16 \$500 <input type="checkbox"/> W18 x D18 \$500	Prevents Unwanted Forward Movement of lower back and hip bone	
<input type="checkbox"/> <b>Lite Regular(2.2" Thick)</b> <input type="checkbox"/> W16" x D16" \$374 <input type="checkbox"/> W18" x D16" \$397 <input type="checkbox"/> W18" x D18" \$397    * No Custom Sizes- Incontinence Cover Only			
<input type="checkbox"/> <b>Lite High(3.0" Thick)</b> <input type="checkbox"/> W16" x D16" \$408 <input type="checkbox"/> W18" x D16" \$431 <input type="checkbox"/> W18" x D18" \$431    * No Custom Sizes- Incontinence Cover Only			

**H CHAIR OPTIONS 3/3**

<b>POSITIONING BACK</b>			
<p><b>*Note : Actual height of the backrest will increase 2" or more.</b></p> 			
<b>ADI CARBON BACKREST (Support Contour-ACTIVE 2.5")</b>			
Mounting Hardware: <input type="checkbox"/> 2 Point Pro <input type="checkbox"/> Quick Release			
Height	<input type="checkbox"/> LOW (10" Tall) *Backrest Height requires 12" or more	*Available 13"-19" width	Width (    ") <b>E2613</b> \$ 986
	<input type="checkbox"/> Medium (13" Tall) *Backrest Height requires 15" or more	*Available 13"-19" width	Width (    ") <b>E2613</b> \$ 1,078
<input type="checkbox"/> Add Privacy Flap (\$80 up charge)	<input type="checkbox"/> Standard (16" Tall) *Backrest Height requires 18" or more	*Available 13"-19" width	Width (    ") <b>E2613</b> \$ 1,164
	<input type="checkbox"/> Custom Size (            " Tall ) x (            " width )	.....	<b>E2613</b> \$ CFP
<b>ADI ALUMINUM BACKREST (Support Contour-ACTIVE 2.5")</b>			
Mounting Hardware: <input type="checkbox"/> 2 Point Pro <input type="checkbox"/> Quick Release			
Height	<input type="checkbox"/> LOW (10" Tall) *Backrest Height requires 12" or more	*Available 10"-20" width	Width (    ") <b>E2613</b> \$ 807
	<input type="checkbox"/> Medium (13" Tall) *Backrest Height requires 15" or more	*Available 12"-20" width	Width (    ") <b>E2613</b> \$ 827
	<input type="checkbox"/> Standard (16" Tall) *Backrest Height requires 18" or more	*Available 14"-20" width	Width (    ") <b>E2613</b> \$ 846
	<input type="checkbox"/> Tall (18" Tall) *Backrest Height requires 20" or more	*Available 16"-20" width	Width (    ") <b>E2613</b> \$ 866
<input type="checkbox"/> Add Privacy Flap (\$80 up charge)	<input type="checkbox"/> X-Tall (20" Tall) *Backrest Height requires 22" or more	*Available 16"-20" width	Width (    ") <b>E2613</b> \$ 886
	<input type="checkbox"/> Custom Size (            " Tall ) x (            " width )	.....	<b>E2613</b> \$ CFP
<b>ADI ALUMINUM BACKREST (Support Contour-DEEP 4") *Not Available with Lateral Supports</b>			
Mounting Hardware: <input type="checkbox"/> 2 Point Pro <input type="checkbox"/> Quick Release			
Height	<input type="checkbox"/> LOW (10" Tall) *Backrest Height requires 12" or more	*Available 10"-20" width	Width (    ") <b>E2615</b> \$ 940
	<input type="checkbox"/> Medium (13" Tall) *Backrest Height requires 15" or more	*Available 12"-20" width	Width (    ") <b>E2615</b> \$ 959
	<input type="checkbox"/> Standard (16" Tall) *Backrest Height requires 18" or more	*Available 14"-20" width	Width (    ") <b>E2615</b> \$ 979
	<input type="checkbox"/> Tall (18" Tall) *Backrest Height requires 20" or more	*Available 16"-20" width	Width (    ") <b>E2615</b> \$ 998
<input type="checkbox"/> Add Privacy Flap (\$80 up charge)	<input type="checkbox"/> X-Tall (20" Tall) *Backrest Height requires 22" or more	*Available 16"-20" width	Width (    ") <b>E2615</b> \$ 1,019
	<input type="checkbox"/> Custom Size (            " Tall ) x (            " width )	.....	<b>E2615</b> \$ CFP
<b>ADI LATERAL SUPPORTS ( Lateral Supports are compatible with only active 2.5" ADI positioning back. )</b>			
<input type="checkbox"/> Stationary Pad	Pad Size <input type="checkbox"/> Small (3" H x 3" D) <input type="checkbox"/> Medium(3" H x 4" D) <input type="checkbox"/> Large(4.5" H x 4.5" D) <input type="checkbox"/> Large(4" H x 6" D)		
	<input type="checkbox"/> Pair .....		\$ 422
	<input type="checkbox"/> Left side only    or <input type="checkbox"/> Right side only .....		\$ 211
<input type="checkbox"/> Swing-Out	Pad Size <input type="checkbox"/> Small (3" H x 3" D) <input type="checkbox"/> Medium(3" H x 4" D) <input type="checkbox"/> Large(4.5" H x 4.5" D) <input type="checkbox"/> Large(4" H x 6" D)		
	<input type="checkbox"/> Pair .....		\$ 688
	<input type="checkbox"/> Left side only    or <input type="checkbox"/> Right side only .....		\$ 344
<b>OTHER</b>			
<input type="checkbox"/> ADI Transfer Board	<input type="checkbox"/> 21" (ADV21) <input type="checkbox"/> 24" (ADV24) <input type="checkbox"/> 29(ADV29" .....		\$ 82
<input type="checkbox"/> ADI Push and Transfer Gloves with Leather (one size) (ADGL) .....			\$ 110
<input type="checkbox"/> ADI Push and Transfer Gloves with Rubber Grip (one size) (ADG) .....			\$ 110
<input type="checkbox"/> ADI Carbon Solid Seat (Wide: 18" Max, Depth: 20" ) ✖ ONLY AVAILABLE WITH COLOURS NON-REMOVABLE SIDE GUARDS			\$ 827
<b>VARILITE® Seating Systems Available</b>			CFP
Please visit for all options. <a href="http://www.varilite.com">www.varilite.com</a>			
<b>NOTE</b>			